



Engine Brake Application Guide

**TecBrake Engine Brake Models:
T425A
T430A**

**For Cummins Engines Models:
NH/NT Engines
855 Series SC & BC
NTC/88NT**

TecBrake
P.O. Box 27822
Houston, Texas 77227

ENGINE BRAKE APPLICATION GUIDE
For Cummins NH/NT Engines

This guide outlines the procedure to use in selecting the correct model TecBrake engine brake and lash adjusting screws for Cummins 855 Big Cam/Small Cam, and NTC/88NT series engines. Included in this guide are the CPL numbers of those engines, which TecBrake has approved for use with their engine brakes.

Engine Identification:

Obtain the engine's CPL number. This number can be used to identify the engine model and is required to determine the correct lash adjusting screw for the application.

If the engine is a Small or Big Cam 855 series it is also necessary to determine whether the engine has a single or twin entry type turbocharger. Some of these engines have been upgraded by the installation of a pulse manifold and twin entry turbo. To determine which type turbo is on the engine, measure the turbine housing. Refer to the "turbo identification" drawing in this guide. It is not necessary to determine the turbocharger type when installing brakes on the NTC/88NT series engines.

Engine Brake Kit Listing:

Brake Model	Kit Part No.	Description
T425A	TB960001	Brake Kit, Complete
T430A	TB960008	Brake Kit, Complete

Lash Adjusting Screw Selection:

It is important that the proper lash adjusting screws be selected and installed. Use of the wrong screws or an incorrect lash adjustment may cause improper brake operation and engine damage.

Lash Adjusting Screws Included in Kit:

All kits come with the most commonly used lash adjusting screws already installed in the brake housings. A set of the second most commonly used lash adjusting screw is also included in the T425A and T430 kits.

Optional Adjusting Screws:

Model T430A

All necessary adjusting screws are included on Brake Kit to cover all listed applications.

Model T425A

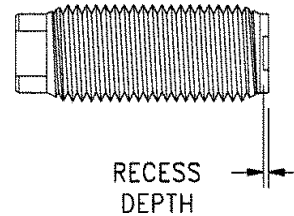
Three additional lash-adjusting screws are available for less common Big Cam and Small Cam engine configurations which use the Model T425A kit. These screws are not included in the kit and must be ordered separately. The CPL's requiring these optional screws are indicated with an (*) next to the lash adjusting screw number in the guide.

Lash Adjusting Screw Listing:

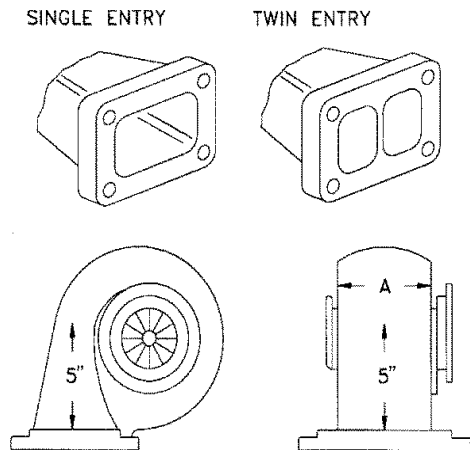
SCREW PART No.	BRAKE MODEL	COLOR CODE	RECESS DEPTH	IN KIT
TJ009916	T425A	NONE	0.000"	NO
TB924916	T425A	BLUE	0.009"	YES
TB924917	T425A	GREEN	0.105"	YES
TB924918	T425A	YELLOW	0.115"	NO
TB924919	T425A	RED	0.022"	NO
TB924921	T430A	BEIGE	0.118"	YES
TB924922	T430A	BLACK	0.017"	YES

Indicates screws are installed in brake housing at the factory

Adjusting Screw Recess Depth



Turbo Identification



Measure turbine housing at distance of 5" from flange. If dimension "A" is less than 3.6", the turbo has a single entry inlet. If dimension "A" is more than 3.6", the turbo has a twin inlet.

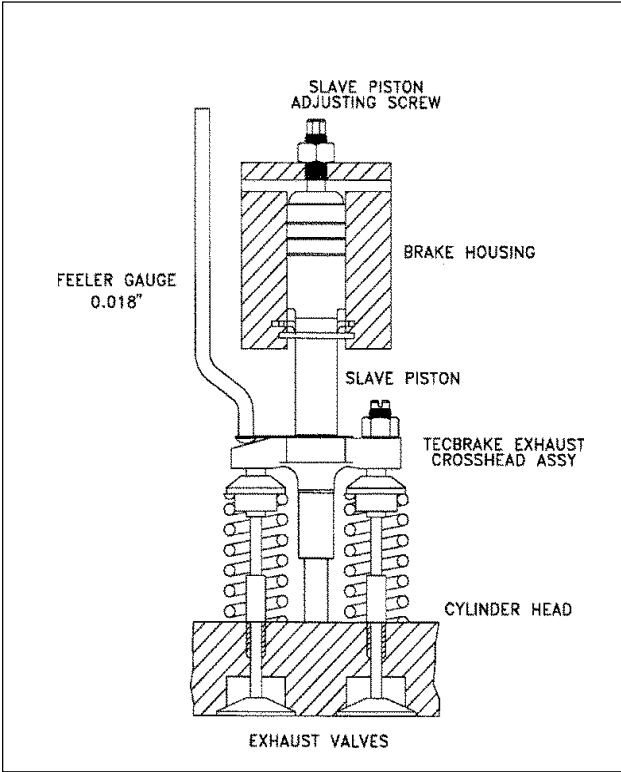
Engine Brake Application Guide for Cummins NH/NT Engines

CPL NO.	ENGINE MODEL	BRAKE MODEL	ADJUSTING SCREW		CPL NO.	ENGINE MODEL	BRAKE MODEL	ADJUSTING SCREW	
			SINGLE ENTRY TURBO	TWIN ENTRY TURBO				SINGLE ENTRY TURBO	TWIN ENTRY TURBO
1	NTC335	T425A	TB924918 *	TB924919 *	294	NTCC350BCI	T425A	TB924917	TB924916
21	NTC350	T425A	TB924918 *	TB924919 *	298	NTC350BCI	T425A	TB924917	TB924916
22	NTA370	T425A	TB924918 *	TB924919 *	306	NTCC290BCI	T425A	TB924917	TB924916
23	NTA420	T425A	TB924918 *	TB924919 *	307	NTC350BCI	T425A	TB924917	TB924916
26	NH230	T425A	TB924918 *	TB924919 *	308	NTCC350BCI	T425A	TB924917	TB924916
69	NTC335	T425A	TB924918 *	TB924919 *	309	NTC350BCI	T425A	TB924917	TB924916
77	NHCT270	T425A	TB924918 *	TB924919 *	310	NTCC400BCI	T425A	TB924917	TB924916
101	NTC290	T425A	TB924918 *	TB924919 *	314	NTC350YSC	T425A	TB924918 *	TB924919 *
113	NTC270	T425A	TB924918 *	TB924919 *	315	NTC350BCI	T425A	TB924917	TB924916
115	NTC927	T425A	TB924918 *	TB924919 *	320	NTE290BCI	T425A	TB924917	TB924916
117	NHCT270	T425A	TB924918 *	TB924919 *	322	NTC290BCI	T425A	TB924916	TJ009916 *
132	NTC335	T425A	TB924918 *	TB924919 *	323	NTC250BCI	T425A	TB924916	TJ009916 *
135	NTA400	T425A	TB924918 *	TB924919 *	324	NTC400BCI	T425A	TB924917	TB924916
147	NTC350	T425A	TB924918 *	TB924919 *	327	NTC350BCI	T425A	TB924917	TB924916
154	NTC350	T425A	TB924918 *	TB924919 *	328	NTC350BCI	T425A	TB924917	TB924916
160	NTC350	T425A	TB924918 *	TB924919 *	329	NTC350BCI	T425A	TB924917	TB924916
170	N855-190	T425A	TB924918 *	TB924919 *	332	NTCC290BCI	T425A	TB924917	TB924916
175	PT290	T425A	TB924918 *	TB924919 *	338	NTC290BCII	T425A	TB924917	TB924916
176	NTC250	T425A	TB924918 *	TB924919 *	339	NTC350BCI	T425A	TB924917	TB924916
178	NTC230	T425A	TB924918 *	TB924919 *	344	NTC290BCI	T425A	TB924917	TB924916
181	PT290	T425A	TB924918 *	TB924919 *	345	NTC350BCI	T425A	TB924917	TB924916
182	NTC335	T425A	TB924918 *	TB924919 *	347	NTE350BCII	T425A	TB924916	TB924916
187	NTC290	T425A	TB924918 *	TB924919 *	348	NTE370BCII	T425A	TB924916	TB924916
188	NTC230	T425A	TB924918 *	TB924919 *	349	NTC400BCII	T425A	TB924917	TB924916
189	NTC250	T425A	TB924918 *	TB924919 *	353	NTC290BCI	T425A	TB924916	TJ009916 *
190	NTCC335	T425A	TB924918 *	TB924919 *	354	NTC250BCI	T425A	TB924916	TJ009916 *
194	NTC290BCI	T425A	TB924916	TJ009916 *	369	NTC350BCI	T425A	TB924917	TB924916
196	NTC350	T425A	TB924918 *	TB924919 *	372	NTC230SC	T425A	TB924918 *	TB924919 *
197	NTC335	T425A	TB924918 *	TB924919 *	373	NTC250BCI	T425A	TB924917	TB924916
198	NTC335	T425A	TB924918 *	TB924919 *	374	NTC290BCI	T425A	TB924917	TB924916
199	NTC290BCI	T425A	TB924918 *	TB924916	375	NTC350BCI	T425A	TB924917	TB924916
204	NTCC350	T425A	TB924918 *	TB924919 *	376	NTC400BCI	T425A	TB924917	TB924916
205	NTA400	T425A	TB924918 *	TB924919 *	377	NTE290BCII	T425A	TB924916	TB924916
207	PT270	T425A	TB924918 *	TB924919 *	384	NTC350SC	T425A	TB924918 *	TB924919 *
215	NTCE290	T425A	TB924918 *	TB924919 *	391	NTE370BCII	T425A	TB924916	TB924916
217	NTC290	T425A	TB924918 *	TB924919 *	392	NTE350BCII	T425A	TB924916	TB924916
220	NTC230	T425A	TB924918 *	TB924919 *	393	NTC400BCI	T425A	TB924918 *	TB924916
221	NTC250SC	T425A	TB924918 *	TB924919 *	402	NTC290BCII	T425A	TB924917	TB924916
222	NTC250BCI	T425A	TB924916	TJ009916 *	407	NTC230SC	T425A	TB924918 *	TB924919 *
227	NTC290	T425A	TB924918 *	TB924919 *	408	NTCC230SC	T425A	TB924918 *	TB924919 *
230	NTCE240	T425A	TB924918 *	TB924919 *	414	NTC300BCII	T425A	TB924917	TB924916
233	NTC290BCI	T425A	TB924916	TJ009916 *	433	NTC300BCII	T425A	TB924916	TB924916
248	NTC350SC	T425A	TB924918 *	TB924919 *	437	NT240SC	T425A	TB924918 *	TB924919 *
249	NTCC290BCI	T425A	TB924917	TB924916	449	NTC400BCII	T425A	TB924918 *	TB924916
250	NTCC350BCI	T425A	TB924917	TB924916	450	NTC350BCII	T425A	TB924917	TB924916
254	NTC350BCI	T425A	TB924917	TB924916	457	NTC400BCIIMVT	T425A	TB924918 *	TB924916
266	NTC350BCI	T425A	TB924917	TB924916	471	NTC300BCII	T425A	TB924916	TB924916
267	NTC400BCI	T425A	TB924917	TB924916	473	NTC290BCII	T425A	TB924917	TB924916
270	NTCC270SC	T425A	TB924918 *	TB924919 *	481	NTC400BCII	T425A	TB924917	TB924916
277	NTCC270BCI	T425A	TB924917	TB924916	482	NTC350BCII	T425A	TB924917	TB924916
278	NTC350SC	T425A	TB924918 *	TB924916	483	NTC350BCII	T425A	TB924917	TB924916
280	NTC335SC	T425A	TB924918 *	TB924916	485	NTC300BCII	T425A	TB924917	TB924916
281	NTCC400BCI	T425A	TB924917	TB924916	488	NTC230SC	T425A	TB924918 *	TB924919 *

* Indicates screws are not included in brake kit. Order separately. Six required per kit.

Engine Brake Application Guide for Cummins NH/NT Engines

CPL NO.	ENGINE MODEL	BRAKE MODEL	ADJUSTING SCREW		CPL NO.	ENGINE MODEL	BRAKE MODEL	ADJUSTING SCREW	
			SINGLE ENTRY TURBO	TWIN ENTRY TURBO				SINGLE ENTRY TURBO	TWIN ENTRY TURBO
491	PT270BCII	T425A	TB924917	TB924916	827	NTC400 88NT	T430A	NA	TB924921
492	NTC270BCII	T425A	TB924917	TB924916	832	NTC300NBCIV	T425A	TB924917	TB924916
497	NTC240BCIII	T425A	TB924917	TB924916	838	NTC315 88NT	T430A	NA	TB924922
498	PT240BCIII	T425A	TB924917	TB924916	840	NTC350 88NT	T430A	NA	TB924922
506	FLEET270BCII	T425A	TB924917	TB924916	891	NTC400BCIII	T425A	NA	TB924916
509	NTC350BCII	T425A	TB924917	TB924916	905	NTC300/320BCIV	T425A	NA	TB924917
510	NTC400BCII	T425A	TB924917	TB924916	907	NTC300BCIV	T425A	NA	TB924916
516	NTC350BCII	T425A	TB924917	TB924916	910	NTC444 88NT	T430A	NA	TB924921
529	NTC300BCII	T425A	TB924917	TB924916	974	NTC400/365BCIV	T425A	NA	TB924916
530	NTC350BCIII	T425A	TB924917	TB924916	1185	NTC400 88NT	T430A	NA	TB924921
531	NTC400BCIII	T425A	TB924918 *	TB924916	1187	FLEET 285 88NT	T430A	NA	TB924922
536	NTC300BCII	T425A	TB924917	TB924916	1188	NTC350 88NT STC	T430A	NA	TB924921
543	NTC350BCII	T425A	TB924917	TB924916	1210	NTC444 88NT STC	T430A	NA	TB924921
547	PT270SC	T425A	TB924918 *	TB924919 *	1211	NTC400 88NT STC	T430A	NA	TB924921
572	NTC350SC	T425A	TB924918 *	TB924919 *	1256	NTC444 88NT	T430A	NA	TB924921
578	NTE290BCIII	T425A	TB924916	TB924916	1280	NTC444 88NT	T430A	NA	TB924921
579	PT270BCIII	T425A	TB924916	TJ009916 *	1285	NTC444 88NT	T430A	NA	TB924921
581	NTC350BCIII	T425A	TB924917	TB924916	1286	NTC444 88NT	T430A	NA	TB924921
585	NTC300BCIII	T425A	TB924916	TB924916	1324	N14-460E(CELECT)	T140A	NA	TB934916
586	NTC475BCIII	T425A	NA	TB924916	1352	FLEET 300 88NT	T430A	NA	TB924922
588	NTC400BCIII	T425A	TB924918 *	TB924916					
606	FLEET300BCIII	T425A	TB924917	TB924916					
611	NTC350BCIII	T425A	TB924917	TB924916					
612	NTC270BCIII	T425A	TB924917	TB924916					
625	NTC400BCIII	T425A	NA	TB924916					
632	NTC350BCIII	T425A	NA	TB924916					
633	NTC300BCIII	T425A	TB924916	TJ009916					
634	FLEET300BCIII	T425A	NA	TB924916					
636	NTC300SC	T425A	TB924918 *	TB924919 *					
637	NTC350BCII	T425A	TB924917	TB924916					
642	NTC400BCIV	T425A	TB924917	TB924916					
647	NTC320	T425A	NA	TB924916					
650	BCIII310/325/335	T425A	TB924917	TB924916					
651	NTE400	T425A	NA	TB924916					
659	NTE-350-2	T425A	NA	TB924916					
669	NTC350	T425A	TB924917	TB924916					
673	FLEET300BCIV	T425A	TB924917	TB924916					
674	NTC300BCIV	T425A	TB924917	TB924916					
675	NTC350BCIV	T425A	NA	TB924917					
676	NTC400BCIV	T425A	TB924917	TB924916					
695	NTC400SC	T425A	TB924918 *	TB924919 *					
718	FLEET300BCIV	T425A	TB924917	TB924916					
743	NTC3000BCIII	T425A	NA	TB924916					
744	NTC350BCIII	T425A	NA	TB924916					
745	NTC400BCIII	T425A	NA	TB924916					
749	NTC315BCIV	T425A	NA	TB924917					
769	NTC350BCIII	T425A	NA	TB924916					
796	NTC315NBCIV	T425A	NA	TB924917					
797	NTC350NBCIV	T425A	NA	TB924917					
811	NTC300BCIV	T425A	TB924917	TB924916					
812	NTC315BCIV	T425A	NA	TB924917					
813	NTC350BCIV	T425A	NA	TB924917					
814	NTC400BCIV	T425A	TB924917	TB924916					



Set Slave Piston Lash at 0.18" (0.45mm) for TecBrake Models T425A and T430A

* Indicates screws are not included in brake kit. Order separately. Six required per kit.

Cummins® and Celect® are registered trademarks of Cummins Engine Co. Inc.